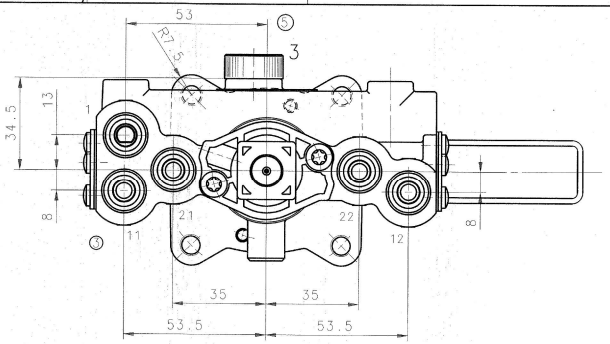


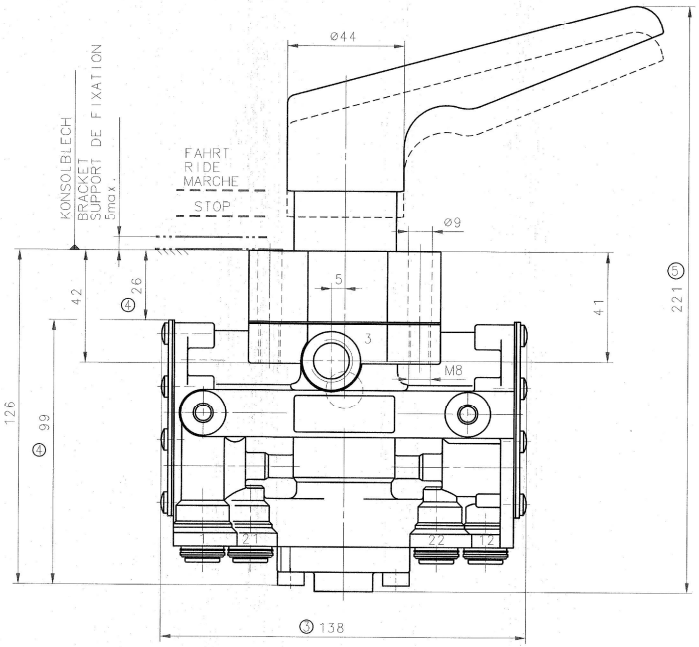


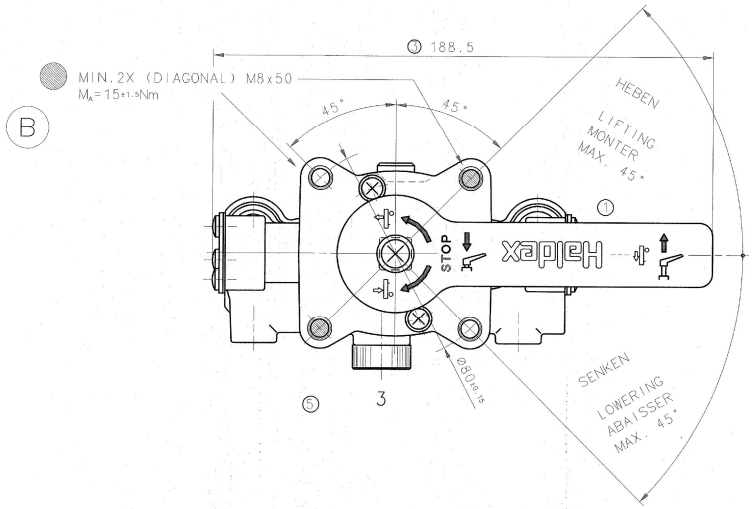


## EINZELHEIT "X"
## DETAIL

| | | | |
|---|---|---|---|
| ANSCHLUESSE 1,11,12,21,22<br>PORTS<br>RACCORDS | : STECKVERBINDUNG FUER ROHR<br>: PUSH-IN FITTING FOR TUBE<br>: RACCORD A ENFICHER POUR TUBE | - DIN 74324-10x1.25<br>-<br>- | |
| BEI ROHR DIN 74324-10x1.25<br>FOR TUBE<br>POUR TUBE | STUETZHUELSE 032 0685 09<br>SLEEVE<br>DOUILLE | VERWENDET<br>FITTED<br>MONTEE | (SEPARAT ZU BESTELLEN) ④<br>(SEPARATELY TO ORDER)<br>(COMMANDER PARTICULIER) |

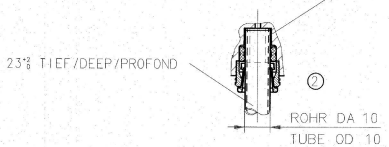


| | |
|---|---|
| MEDIUM | : LUFT |
| MEDIUM | : AIR |
| FLUIDE | : AIR |
| GEWICHT | : 1.65 kg |
| WEIGHT | : |
| POIDS | : |
| EINBAUORT | : VOR STEINSCHLAG GESCHUETZT |
| MOUNTING AREA | : PROTECTED AGAINST BROKEN STONES |
| LOCATION DE MONTAGE | : PROTEGE CONTRE CHUTE DE PIERRES |
| EINBAULAGE | : WIE GEZEICHNET GEMÄSS STELLUNG A+B |
| MOUNTING POSITION | : AS SHOWN ACC. TO POSITION A+B |

MONTAGESTELLUNGEN
MOUNTING POSITIONS
POSITIONS DE MONTAGE

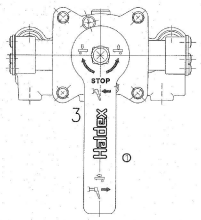


BESTELLNUMMER : 338 056 001
PART NO :
NO.DE COMMANDE:

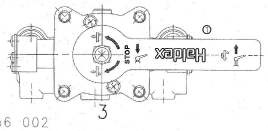


BESTELLNUMMER : 338 056 002
PART NO :
NO.DE COMMANDE:

THERMISCHER ANWENDUNGSBEREICH: -40°C...+80°C
THERM. RANGE OF APPLICATION :
GAMME D'APPLICATION THERMIQUE:

| | |
|---|---|
| BETRIEBSDRUCK<br>OPERATING PRESSURE<br>PRESSION DE SERVICE | : pe ≤ 8.5 bar , ANSCHLUSS 1 KURZZEITIG pe 10 bar ZULAESSIG<br>: , AI PORT 1 pe 10 bar ADMISSIBLE FOR A SHORT PERIOD OF TIME<br>: , AU RACCORD 1 pe 10 bar ADMISSIBLE DE COURT TEMPS |
| ANSCHLUESSE 1, 11, 12<br>PORTS<br>RACCORDS | : ZUFLUSS<br>: INLET<br>: ENTREE |
| ANSCHLUESSE 21, 22<br>PORTS<br>RACCORDS | : ABFLUSS<br>: OUTLET<br>: SORTIE |
| ANSCHLUSS 3<br>PORT<br>RACCORD | : ENTLUEFTUNG<br>: EXHAUST<br>: ECHAPPEMENT |
| ANSCHLUSS 1<br>PORT<br>RACCORD | : VORRAT<br>: SUPPLY<br>: RESERVOIR |
| ANSCHLUESSE 21, 22<br>PORTS<br>RACCORDS | : ZU DEN LUFTFEDERBAELGEN<br>: TO THE BELLOWS<br>: AUX COUSSINS |
| ANSCHLUESSE 11, 12<br>PORTS<br>RACCORDS | : VOM LUFTFEDERVENTIL<br>: FROM LEVELLING VALVE<br>: DE LA VALVE DE NIVELLEMENT |

SYMBOL

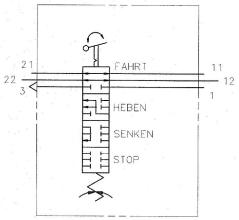


| | | |
|---|---|---|
| ANSCHLUSS, PORT, RACCORD | : 1, 11, 12, 21, 22 | 3 |
| NENN-Ø<br>NOM.DIA.<br>DIA. NOM. | : DN 6<br>:<br>: | DN 10 |

SCHALTVENTIL HAT SELBSTTAETIGE SPERRE GEGEN UNBEABSICHTIGTES SCHALTEN AUS STELLUNG FAHRT. STELLUNG "STOP" WIRD DURCH DRUECKEN DES HANDGRIFFS ERREICHT.

CONTROL VALVE LOCKS AUTOMATICALLY TO PREVENT UNITENTIONAL ACTUATION FROM DRIVE POSITION. "STOP"-POSITION IS REALIZED BY PUSHING HANDLE.

LA VALVE DE COMMANDE EST EQUIPPEE D'UN ARRET AUTOMATIQUE POUR PREVENIR UNE OPERATION NON PREMEDITEE HORS DE LA POSITION MARCHE. POSITION "ARRET" SERA REALISEE PAR POUSSER LE BOUTON.

STELLUNGEN "HEBEN/SENKEN" WERDEN DURCH VERDREHEN DES HANDGRIFFS AUS STELLUNG "STOP" UM CA. ±45° ERREICHT.

"LIFT/LOWER"-POSITIONS ARE REALIZED BY TURNING THE HANDLE FROM "STOP"-POSITION FOR ABOUT ±45° RESP.

LES POSITIONS "MONTE" ET "BAISSE" SERONT REALISEES PAR TOURNER LE BOUTON A GAUCHE OU A DROITE DE ±45° RESPECTIVEMENT.

STELLUNG "FAHRT" WIRD AUS STELLUNG "STOP" DURCH ZIEHEN AM HANDGRIFF ERREICHT.

"DRIVE"-POSITION IS REALIZED BY EITHER PULLING THE HANDLE.

POSITION "MARCHE" SERA REALISEE PAR TIRER LE BOUTON.

| PASSMASSE FITS | ABMASSE DEVIATIONS (µm) | IND. | ANZ. | FREIGABE / AE.-NR. RELEASE / MODIFIC.NO | DAT. | NAME |
|---|---|---|---|---|---|---|
| | | 6 | - | C7185 | 22.11.2018 | STILG |
| | | 5 | 3 | ÄM.-Nr.10486 | 14.11.2007 | Ebert |
| | | 4 | 3 | ÄM.-Nr.10136 | 23.01.2003 | Ebert |
| | | 3 | 3 | ÄM.-Nr.10117 | 22.04.2002 | Ebert |
| | | 2 | 1 | ÄM.-Nr.10013 | 03.07.2001 | Ebert |
| | | 1 | 3 | ÄM.-Nr.09967 | 27.03.2001 | Maier |
| | | 0 | 0 | Frg.-Nr.2330 | 23.03.1999 | Ebert |

ALLGEMEINTOLERANZEN / GENERAL TOLERANCES

| CLASS | ABMESSUNGEN / RANGE OF NOMINAL DIMENSIONS HIER: THIS PART. | ≤50 | >50 ≤150 | >150 ≤400 | >400 | (±)MM |
|---|---|---|---|---|---|---|
| A | | 0,5 | 1,0 | 1,5 | 2,0 | A |
| B | * | 1,0 | 2,0 | 3,0 | 4,0 | ±3° |
| C | | 2,0 | 3,5 | 5,0 | 6,5 | |

SCALE 1:1

BEZEICHNUNG / DESIGNATION
WL-VENTIL DA 10
LIFT LOWER VALVE
VALVE MONTE ET BAISSE

Haldex
Brake Products GmbH

| | | |
|---|---|---|
| GEZ. | 23.03.99 | Ebert |
| NORM. | 14.12.10 | |
| ZEICHNUNG NR. / DWG NO. | 338 056 000 2 | INDEX 06 |
| PROJECT: | | BLATT 1 / ANZ. 1 |

CAD - ZEICHNUNG KEINE MANUELLEN ÄNDERUNGEN ZULASSIG