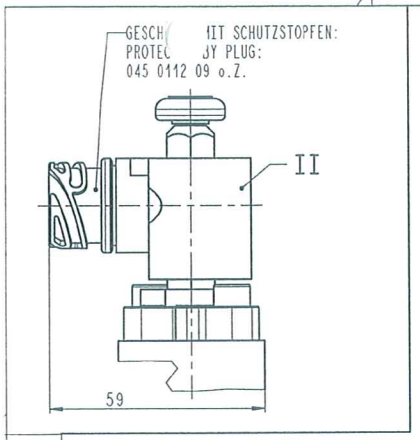

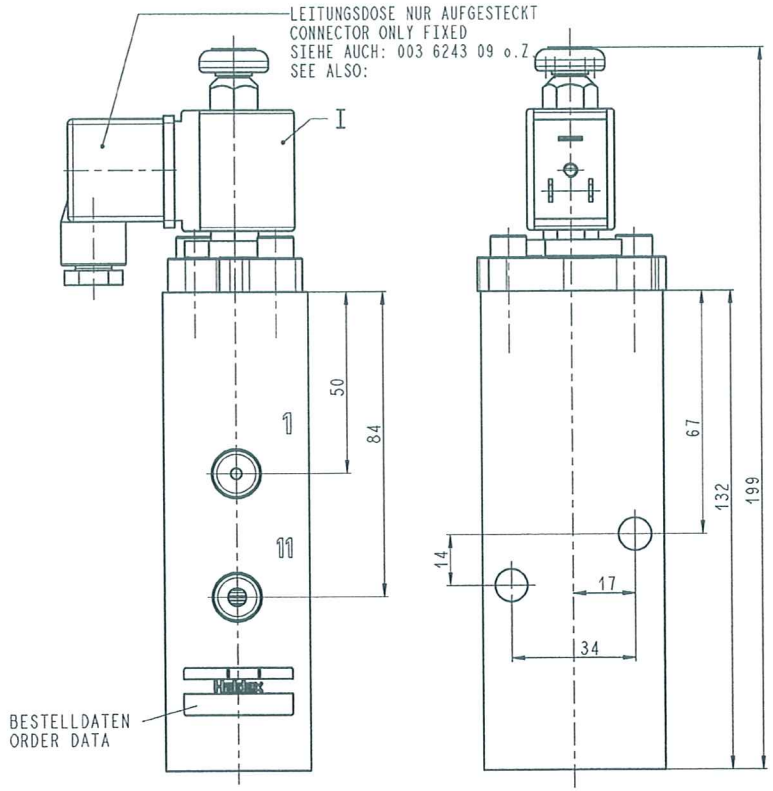

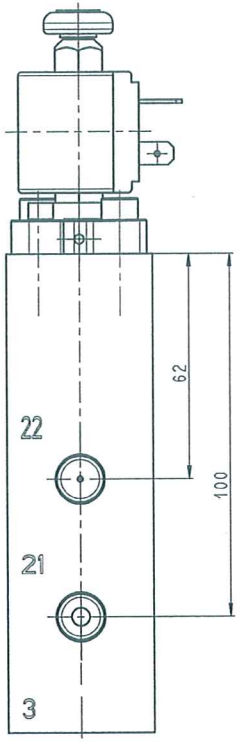

THERMISCHER ANWENDUNGSBEREICH:-40°...+80
THERM. RANGE OF APPLICATION

MEDIUM MEDIUM	: LUFT : AIR	
BETRIEBSDRUCK OPERATING PRESSURE	: Pe ≤ 8.5 bar :	
ANSCHLUSS 1 PORT 1	: VORRAT : SUPPLY	[DN3]
ANSCHLUSS 11 PORT 11	: LUFTFEDERACHSE : AIR SUSPENSED AXLE	[DN5]
ANSCHLUSS 21 PORT 21	: LIFTACHSE : LIFT-AXLE	[DN5]
ANSCHLUSS 22 PORT 22	: LIFT-BALG : LIFT BELLOW	[DN 1.5]
ANSCHLUSS 3 PORT 3	: ENTLÜFTUNG : EXHAUST	[DN5]

ERFORDERLICHER UMSCHALTDRUCK > 2.5 bar
REQUIRED SWITCH PRESSURE

GEWICHT WEIGHT	: 0.8 kg :
EINBAUORT MOUNTING AREA	: VOR STEINSCHLAG GESCHÜTZT : PROTECTED AGAINST BROKEN STONES
EINBAULAGE MOUNTING POSITION	: WIE GEZEICHNET : AS SHOWN

MAGNETDATEN:
SOLENOID DATA:

SPANNUNG VOLTAGE	: U=12V DC+2.5/-3.5 :
STROM/LEISTUNG 20° CURRENT/POWER CONSUPTION 20°:	: Io=250mA / Po=6W
SCHUTZART TYPE OF PROTECTION	: DIN 40050-IP 67 A :
ZUL.EINSCHALTDAUER ADMISSIBLE ENERGIZATION TIME:	: 100% ED

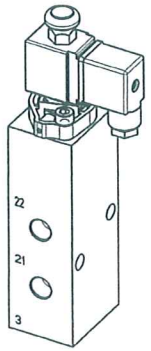

1:2

SYMBOL
DIN ISO 1219

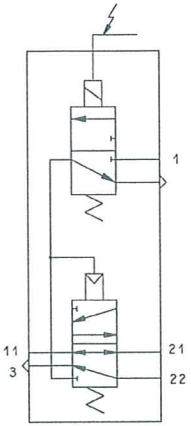

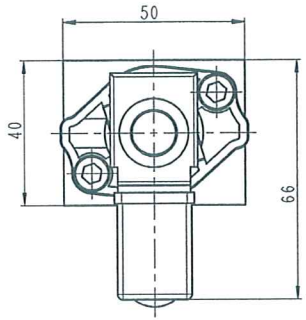

GILT NUR FÜR 352 065 001:
MONTAGESATZ 003 6243 09 o.Z LOSE BEIGELEGT
ONLY FOR 352 065 001:
MOUNTING PARTS ATTACHED LOOSLY

BESTELL-NR. PART-NO.	VERSION	ANSCHLUSS VENTILMAGNET PORT VALVE SOLENOID
352 065 011	II	DIN 72585-A1-2,1-SN/K1
352 065 001	I	FLACHSTECKER, 3-POLIG BLADE TERMINAL, 3-PINS TAB, 3-POSITION

PASSMASSE FITS	ABMASSE DEVIATIONS (µm)	IND.	ANZ.	FREIGABE / AE.-NR. RELEASE / MODIFIC.NO	DAT.	NAME
		0	0	Freigabe-Nr.2425	11.02.05	Heißler

ALLGEMEINTOLERANZEN / GENERAL TOLERANCES

CLASS	ABMESSUNGEN / RANGE OF NOMINAL DIMENSIONS HIER: THIS PART:	≤ 50	> 50 ≤ 150	> 150 ≤ 400	> 400	(±)MM
A		0,5	1,0	1,5	2,0	∢ ±3°
B	*	1,0	2,0	3,0	4,0	
C		2,0	3,5	5,0	6,5	

SCALE 1:1 (1:2)

BEZEICHNUNG / DESIGNATION
ACHSLIFTSTEUEREINRICHTUNG ILAS-E 12 VDC
LIFT AXLE CONTROL DEVICE

Haldex
Brake Products GmbH

GEZ. 27.01.05 Heißler
NORM. 3.3.05

ZEICHNUNG NR. / DWG NO. 352 065 000 2
INDEX 00
PAUSE
PROJECT: E-SO-367-002
BLATT 1
ANZ. 1

Pro/E - CAD - ZEICHNUNG. KEINE MANUELLEN ÄNDERUNGEN ZULÄSSIG