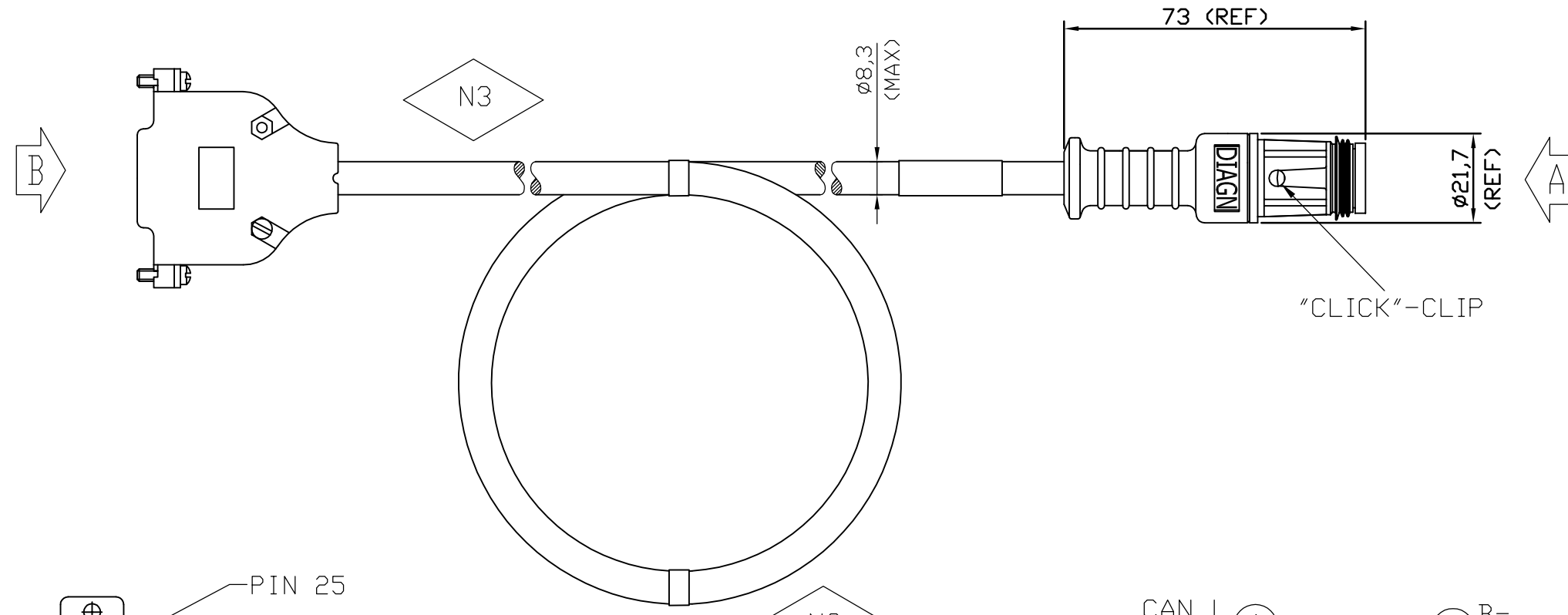
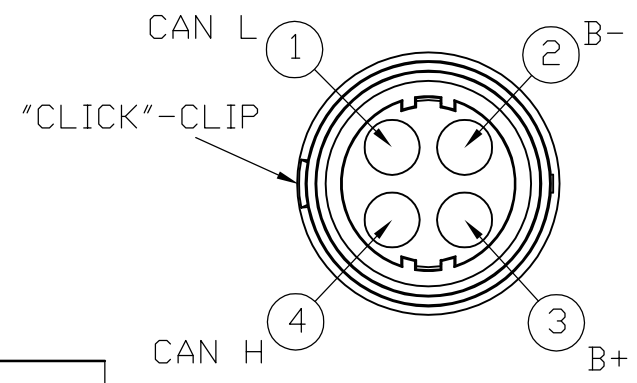
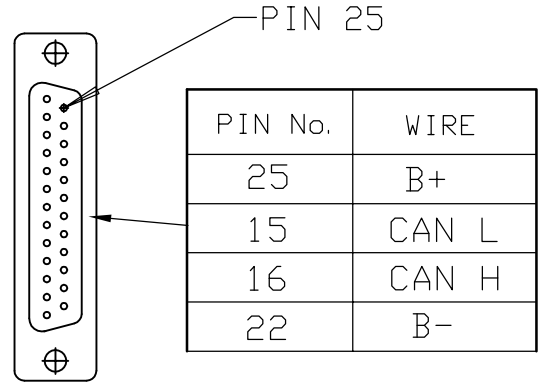


PART No.
814 036 000 2

COMPUTER PRODUCED DRAWING
MUST NOT BE CHANGED MANUALLY



- N1 SEE CHART A FOR CABLE ASSEMBLY PART NUMBER
- N2 CABLE IS SUPPLIED COILED IN A PLASTIC BAG
- N3 CABLE INSULATION MATERIAL
- PVC
WIRE CORE CROSS SECTIONAL AREA
- 0.75mm²



VIEW IN DIRECTION OF ARROW 'B'.

VIEW IN DIRECTION OF ARROW 'A'.

CHART A

ASSY. No.	LENGTH (MIN)
814 036 001	6.5m
814 036 011	15m
814 036 021	20m

K M T THIS DRAWING/SPECIFICATION USES CLASSIFIED CHARACTERISTIC SYMBOLS DEFINED IN QUALITY PROCEDURE 4.17

ISS	CHANGE	CHEC	DATE	ISS	CHANGE	CHEC	DATE
1	PR2090	GIL	27-08-11				

AutoCAD PART
THIS DRAWING/DOCUMENT IS COPYRIGHT AND THE PROPERTY OF HALDEX BRAKE PRODUCTS LIMITED. IT MUST NOT BE COPIED (IN WHOLE OR IN PART) USED FOR MANUFACTURE OR OTHERWISE DISCLOSED WITHOUT PRIOR WRITTEN CONSENT OF THE COMPANY. ANY COPIES OF THIS DRAWING/DOCUMENT MADE BY ANY METHOD MUST ALSO INCLUDE A COPY OF THIS LEGEND. © 2011

NOTE: UNLESS OTHERWISE STATED THE FOLLOWING APPLIES
1 ISO METHOD A ϕ PROJECTION.
2 S.I. UNITS.
3 SURFACE FINISH TO BS 308/BS 1134.
4 DIMS. APPLY AFTER CHEMICAL OR ELECTRO-PLATED FINISH.
5 WELD SYMBOLS TO BS 499.
6 DATUM DIMENSIONS.
7 METRIC THREADS TO BS 3643/DIN 13.
8 UNIFIED THREADS TO BS 1580.

ASSOC SPECS.			
MATERIAL	DRAWN	G LEDINGHAM	DATE 01.07.11
HEAT TREATMENT	CHECKED		DATE 28/10/11
FINISH	APPROVED SPECIALIST	JPH	DATE 28/10/11
FORM	APPROVED FOR ISSUE	JPH	DATE 28/10/11

TITLE
4 POLE AUXILIARY TO
PC-INTERFACE
CABLE ASSEMBLY CHART
SCALE WAS -
NTS SHEET 1 OF 1

HALDEX BRAKE PRODUCTS LTD
MOONS MOAT DRIVE,
MOONS MOAT NORTH,
REDDITCH, WORCS.
B98 9HA
Haldex
PART No.
814 036 000 2
A3