







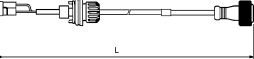


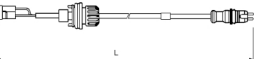

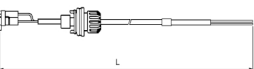
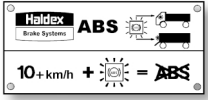

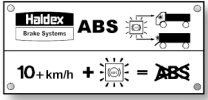
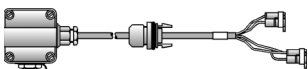
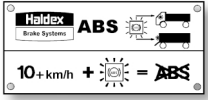


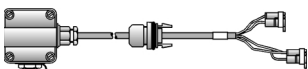
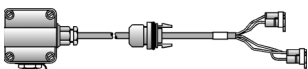


<p>ECU 1</p> 	<p>GLAND BOX DIAGNOSTIC CABLE 2</p> 	<p>MODULATOR VALVE 3</p> 	<p>MANIFOLD 4</p> 	<p>ISO 7638 SOCKET 5</p> 
<p>SENSORS 80/100 6</p> 	<p>PART NUMBERS</p>			<p>ISO 7638 FUSE PIN 7</p> 
<p>EXCITERS 8</p> 	<p>1. ECU (c/w Gland Box) No Features 6S/3M (364 125 201) 950 364 081 2S/1M (364 224 201) With Features - Retarder / Reset to Ride 6S/3M (364 224 210 / 9) 950 364 082 4S/2M (364 224 206) 2S/1M (364 224 203) ECU Seal replacement 950 364 051</p>	<p>9. VALVE EXTENSION CABLE L= 4m 950 364 411 L= 6m 950 364 412 L= 8m 950 364 050 L= 10m 950 364 413</p>	<p>10. WARNING LAMP Warning lamp - Green 950 364 710 Bulb, 2 pole (24v-5w) 950 364 711</p>	<p>MODULATOR EXTENSION CABLE 9</p> 
<p>WARNING LAMP 10</p>  <p>BULB</p> 	<p>2. GLAND BOX DIAGNOSTIC CABLE D.D.U. Cable Kit 950 364 021</p>	<p>3. MODULATOR VALVE 6 port - Integrated (1M) & 6 port - Integrated (2M) 950 364 045 2 port - Integrated 950 364 046 6 port - Non-Integrated 950 364 047 2 port - Non-Integrated 950 364 048 3 port - Integrated (RH) 950 364 076 3 port - Integrated (LH) 950 364 077 Silencer adaptor kit 950 364 074</p>	<p>11. SENSOR EXTENSION CABLE L= 2.5m 950 364 024 L= 3m 950 364 408 L= 6m 950 364 026 L= 8m 950 364 054 L= 10m 950 364 410</p>	<p>SENSOR EXTENSION CABLE 11</p> 
<p>CONNECTORS 12</p> 	<p>4. MANIFOLD (A) - 2M / 3M System 950 364 018 (B) - 2M System (Twin system) 950 364 075</p>	<p>5. ISO 7638 SOCKET ASSY. 12m - c/w fuse 950 364 031 12m - w/o fuse 950 364 405 Green cover Socket c/w fuse 950 364 072 Black cover Socket w/o fuse 950 364 402 Red cover Socket w/o fuse 950 364 420</p>	<p>12. CONNECTOR 1.5 mm² Cable 042 5480 09 2.5 mm² Cable 042 5495 09 6 mm² Cable 042 5481 09 3 way housing 027 5035 09</p>	<p>ISO 1185/3731 POWER CABLE 13</p> 
<p>LABEL 14</p> 	<p>6. SENSOR 80/100 TOOTH Straight - c/w clip Cable length=0.5m 950 364 506 Angled - c/w clip Cable length = 0.5m 950 364 503 Retaining clip 059 5123 09</p>	<p>7. ISO 7638 FUSE PIN Replacement Pin Kit 950 364 401</p>	<p>13. POWER CABLES ISO 1185 (24N) Cable assy. L = 12m - PVC 950 364 407 L = 12m - PUR 950 364 042 ISO 3731 (24S) Cable assy. L = 12m - PVC 950 364 036 L = 12m - PUR 950 364 043</p>	<p>TEST EQUIPMENT 17</p> 
<p>14. LABEL</p> 	<p>8. EXCITERS 80T - ROR 15" 018 5004 09 100T - ROR 22.5" - TM 018 5003 09 100T - ROR 22.5" - TE 018 5005 09</p>	<p>15. GLAND BOX FITTINGS Click fit kit 950 364 061</p>	<p>16. ISO 7638 PLUG ASSY. 9m - Full Trailer 950 364 406 12m - Full Trailer 950 364 033 Plug and sockets 950 364 403</p>	<p>17. TEST EQUIPMENT</p> 
<p>14. LABEL</p> 	<p>15. GLAND BOX FITTINGS</p> 	<p>16. ISO 7638 PLUG ASSY.</p> 	<p>17. TEST EQUIPMENT</p> 	<p>17. TEST EQUIPMENT</p> 

AUSTRIA Haldex Wien Ges.m.b.H Tel: INT +43 1865 16 40 Fax: INT +43 1865 16 4027	BELGIUM Haldex N.V./S.A. Tel: INT +32 2725 3707 Fax: INT +32 2752 4099	FRANCE Haldex Europe S.A. Tel: INT +33 88 68 2200 Fax: INT +33 88 68 2209	GERMANY Haldex Brake Products G.m.b.H Tel: INT +49 711 934 9170 Fax: INT +49 711 934 91740	GREAT BRITAIN Haldex Ltd. Tel: INT +44 1 325 310 110 Fax: INT +44 1 325 311 834	ITALY Haldex Italia Srl. Tel: INT +39 039 278 2350 Fax: INT +39 039 79 6625	POLAND Haldex Sp Zo.o. Tel: INT +48 34 350 1100 Fax: INT +48 34 350 1111	SPAIN Haldex Espana, S.A. Tel: INT +34 9 3573 1030 Fax: INT +34 9 3573 0728	SWEDEN Haldex Brake Products A.B Tel: INT +46 418 6000 Fax: INT +46 418 47 6001
---	--	---	--	---	---	--	---	---