







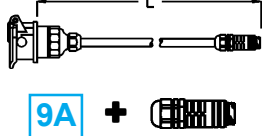

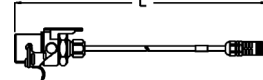

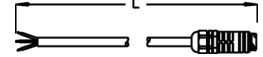
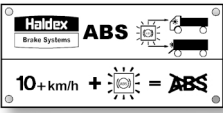
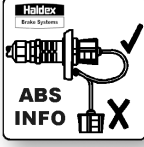




# MODULAR TRAILER ABS COMPONENTS

# Haldex

<p><b>ECU</b> <span style="float: right;">1</span></p> 	<p><b>ECU LOOM ASSEMBLY</b> <span style="float: right;">2</span></p> 	<p><b>MODULATOR VALVE</b> <span style="float: right;">3</span></p> 	<p><b>MANIFOLD</b> <span style="float: right;">4</span></p> 	<p><b>ISO 7638 SOCKET</b> <span style="float: right;">5</span></p> 
<p><b>SENSORS 80/100</b> <span style="float: right;">6</span></p> 	<p><b>PART NUMBERS</b></p>			<p><b>ISO 7638 FUSE PIN</b> <span style="float: right;">7</span></p> 
<p><b>SENSOR EXTENSION CABLE</b> <span style="float: right;">8</span></p> 	<p><b>1. ECU</b>                  MOD 1 Upgrade (364 279 002) <b>950 364 801</b>                  MOD 1 Plus (364 279 101) <b>950 364 802</b>                  MOD 2 (364 279 201) <b>950 364 803</b>                  MOD 2 ADR (364 279 202) <b>950 364 804</b></p> <p><b>2. ECU LOOM ASSEMBLY</b>                  MOD 1 Upgrade <b>950 364 417</b>                  MOD 1 Plus <b>950 364 418</b>                  MOD 2 <b>950 364 419</b></p> <p><b>3. MODULATOR VALVE</b>                  6 port (364 115 021) <b>950 364 047</b>                  3 port (364 263 001-RH) <b>950 364 806</b>                  3 port (364 263 011-LH) <b>950 364 807</b></p> <p><b>4. MANIFOLD</b>                  2S-4S/2M systems <b>950 364 075</b></p>	<p><b>9A. ISO 7638 SOCKET / CABLE ASSY.</b>                  c/w separate connector                  Fused - L= 12m (PVC) <b>950 364 423</b>                  UnFused - L= 12m (PUR) <b>950 364 424</b></p> <p><b>10. EXCITERS</b>                  80T - ROR 15" <b>018 5004 09</b>                  100T - ROR 22.5" - TM <b>018 5003 09</b></p> <p><b>11. ISO 7638 PLUG / CABLE ASSY.</b>                  L= 12m (PVC) <b>950 364 429</b></p> <p><b>12. WARNING LAMP BULB</b>                  Warning lamp - Green <b>950 364 710</b>                  Bulb, 2 pole (24v-5w) <b>950 364 711</b></p> <p><b>13. ISO 1185 (24N) POWER CABLE</b>                  MOD 1- L= 12m (PVC) <b>950 364 425</b>                  MOD 2- L= 12m (PUR) <b>950 364 426</b></p> <p><b>ISO 3731 (24S) POWER CABLE</b>                  L= 12m (PVC) <b>950 364 427</b>                  L= 12m (PUR) <b>950 364 428</b></p>	<p><b>ISO 7638 SOCKET AND CABLE ASSY.</b> <span style="float: right;">9</span></p> 	
<p><b>EXCITERS</b> <span style="float: right;">10</span></p> 	<p><b>5. ISO 7638 SOCKET</b>                  Green cover c/w fuse <b>950 364 072</b>                  Black cover w/o fuse <b>950 364 402</b>                  Red cover w/o fuse <b>950 364 420</b></p> <p><b>6. SENSOR 80/100 TOOTH</b>                  Straight - c/w clip                  Cable length = 0.5m <b>364 208 001</b>                  Cable length = 2.0m <b>364 208 011</b>                  Angled - c/w clip                  Cable length = 0.5m <b>950 364 503</b>                  Retaining clip <b>059 5123 09</b></p>	<p><b>14. ABS LABEL</b>                  Label - Metal <b>950 364 702</b></p> <p><b>15. DIAGNOSTIC LABEL</b>                  Label - Vinyl <b>028 5189 09</b></p> <p><b>16. INFO CENTRE</b>                  c/w 1.2m cable <b>364 317 001</b>                  c/w 0.4m cable <b>364 317 011</b>                  c/w 1.2m cable - ADR <b>364 385 001</b>                  c/w 0.4m cable - ADR <b>364 385 011</b></p>	<p><b>ISO 7638 PLUG AND CABLE ASSY.</b> <span style="float: right;">11</span></p> 	
<p><b>WARNING LAMP BULB</b> <span style="float: right;">12</span></p> 	<p><b>7. ISO 7638 FUSE PIN</b>                  Replacement Pin kit <b>950 364 401</b></p> <p><b>8. SENSOR EXTENSION REPAIR KIT</b>                  6.0 m cable <b>950 364 507</b></p> <p><b>9. ISO 7638 SOCKET CABLE ASSY.</b>                  Fused - L= 12m (PVC) <b>950 364 421</b>                  UnFused - L= 12m (PUR) <b>950 364 422</b></p>	<p><b>17. VEHICLE DATA SYSTEM KIT 'END-OF-LINE' TEST KIT</b>                  c/w Instruction Manual <b>950 364 812</b>                  'END-OF-LINE' TEST KIT                  c/w Instruction Manual <b>903 046 001</b></p>	<p><b>ISO 1185/3731 CABLE ASSY.</b> <span style="float: right;">13</span></p> 	
<p><b>ABS LABEL</b> <span style="float: right;">14</span></p> 	<p><b>DIAGNOSTIC LABEL</b> <span style="float: right;">15</span></p> 	<p><b>INFO CENTRE</b> <span style="float: right;">16</span></p> 	<p><b>VEHICLE DATA SYSTEM/ 'END OF LINE' TEST KITS</b> <span style="float: right;">17</span></p> 	

<b>AUSTRIA</b> Haldex Wien Ges.m.b.H Tel: INT +43 1865 16 40 Fax: INT +43 1865 16 4027	<b>BELGIUM</b> Haldex N.V./S.A. Tel: INT +32 2725 3707 Fax: INT +32 2752 4099	<b>FRANCE</b> Haldex Europe S.A. Tel: INT +333 88 68 2200 Fax: INT +333 88 68 2209	<b>GERMANY</b> Haldex Brake Products G.m.b.H Tel: INT +49 711 934 9170 Fax: INT +49 711 934 91740	<b>GREAT BRITAIN</b> Haldex Ltd. Tel: INT +44 1 325 310 110 Fax: INT +44 1 325 311 834	<b>ITALY</b> Haldex Italia Srl. Tel: INT +39 039 278 2350 Fax: INT +39 039 79 6625	<b>POLAND</b> Haldex Sp Zo.o. Tel: INT +48 34 350 1100 Fax: INT +48 34 350 1111	<b>SPAIN</b> Haldex Espana, S.A. Tel: INT +34 9 3573 1030 Fax: INT +34 9 3573 0728	<b>SWEDEN</b> Haldex Brake Products A.B Tel: INT +46 418 6000 Fax: INT +46 418 47 6001
---	--	---	--	---	---	--	---	---

Innovative Vehicle Technology