

# HALDEX INFO CENTRE QUICK USER GUIDE

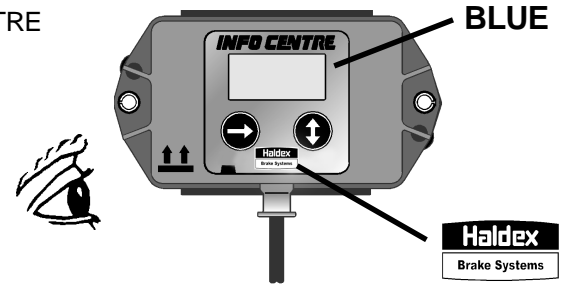


This leaflet is intended to be a supplement to the booklet HALDEX INFO CENTRE OPERATOR'S GUIDE - 000 700 099.

The aim of this leaflet is to aid and quicken the Info Centre learning process.

The diagrams show 'at a glance' the internal path structure of the Info centre (not including fitment of auxillary equipment).

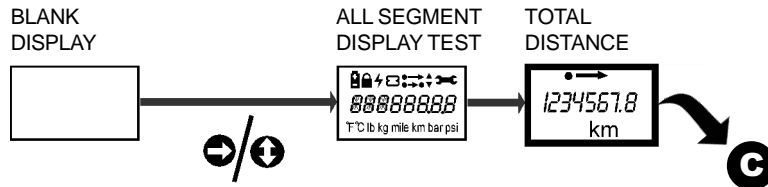
Press function buttons **once** unless otherwise indicated.



## TO START FUNCTIONS

### A With VEHICLE POWER OFF

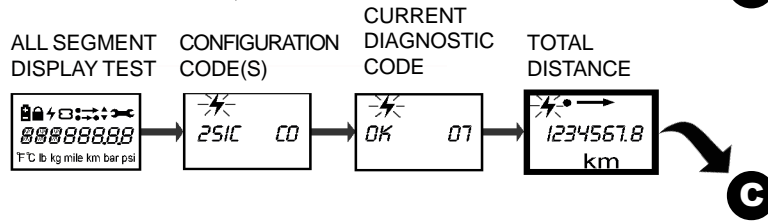
Press either function button to activate



OR

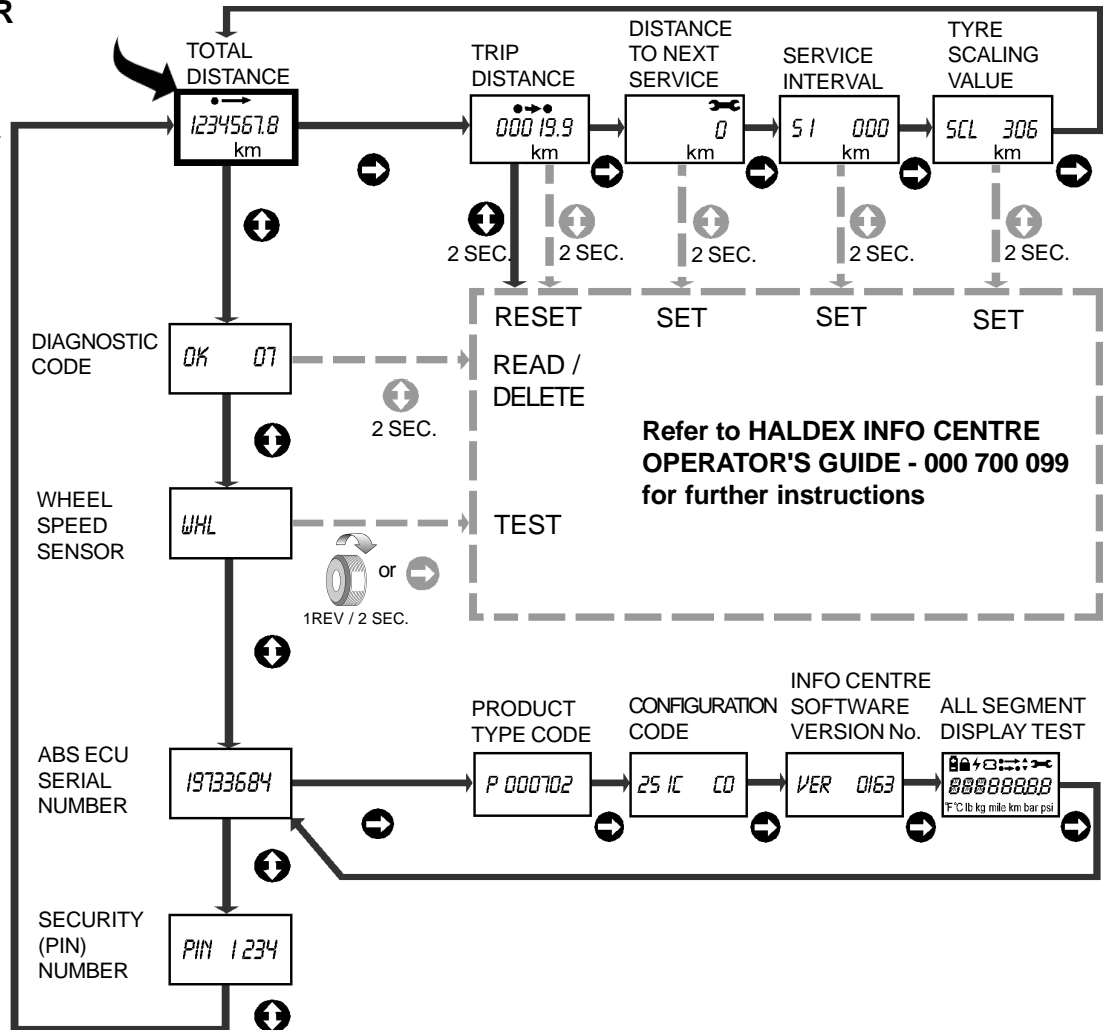
### B With VEHICLE POWER ON

Automatically activates



### C With VEHICLE POWER ON or OFF

Path structure in dashed line with VEHICLE POWER ON only.



HALDEX Brake Products Limited, Moons Moat Drive, Moons Moat North, Redditch, Worcestershire, B98 9HA, England.

Tel: +44 (0) 1527 499499 Fax: +44 (0) 1527 499500

Due to continuous development the right is reserved to alter the specification without notice. ISSUE 1 - 000 700 204