

Relay Emergency Valve



Haldex Relay Emergency Valve

The new Relay Emergency Valve controls the dual-circuit air brake system in trailer vehicles. The valve complies with the requirements of EC guideline 71/320 brake system and the ECU regulation R 13-09. At types with predominance (adjustable) makes it possible, to much the truck/trailer braking compatibility.

Advantage

- Minimum installation effort
- Variable modular type for conventional and electrical brake systems such as EB+
- Easily exchangeable and identical performance line with current Relay Emergency Valve (Port 4 with M 16 x 1.5)



Use

The R.E.V. controls the dual-circuit air brake system in trailer vehicles. If the vehicle brake system is actuated, pressure is applied to port 4 of the emergency relay valve via the brake line. The compressed air flows from port 2-1 to the ports 2 and from here into the wheel brake cylinders of the trailer vehicle.

Assembly instructions

The relay emergency valve should be installed with the vent facing downwards and with its mounting flange secured by two bolts M 10 on the vehicle frame.

Technical data

Operating pressure: $p_e = 10 \text{ bar}$
 Operating temperature: $-40^\circ\text{C} - +80^\circ\text{C}$
 Medium: Air
 Port: 4-2, 4: M 16 x 1.5
 1-2, 2: M 22 x 1.5

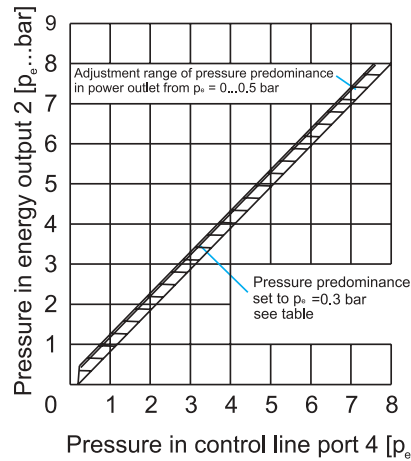
Port description:
 1 = inlet port
 2 = delivery port
 4 = control port
 1-2 = inlet / delivery port

Verions

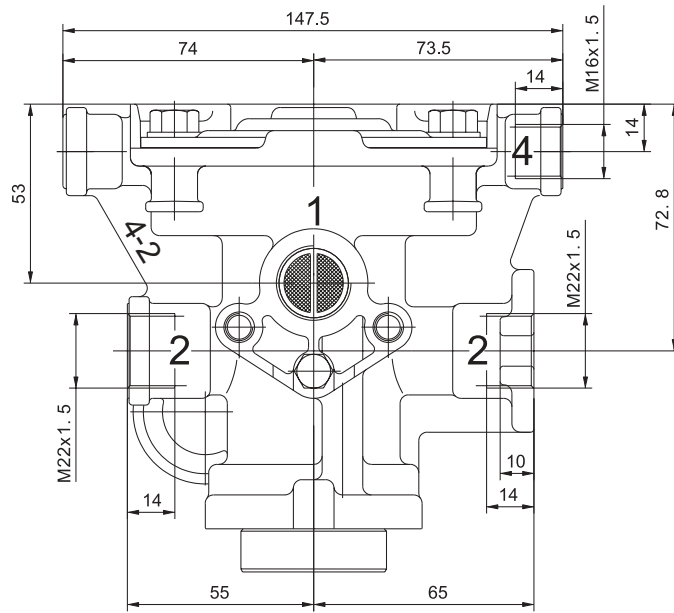
Part No.	Pressure predominance set to p_e bar
351 008 122	B 0 bar
351 009 111	A without
351 009 121	B without
351 033 001	for EB+ with port 4-2

More versions on request

Functional diagrams (with predominance)



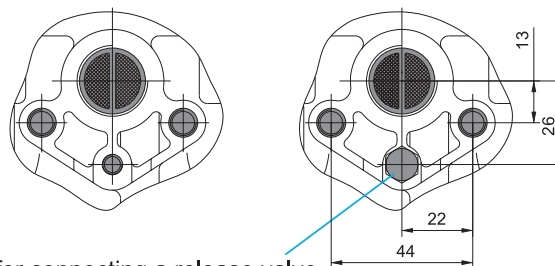
Dimensions



Versions

Version A

Version B



Remove for connecting a release valve



www.brake-eu.haldex.com

Haldex Brake Products GmbH
 69123 Heidelberg, Mittelgewannweg 27
 Tel. +49-6221 70 30, Fax +49-6221 70 3400
 e-mail: info@hbpde.haldex.com