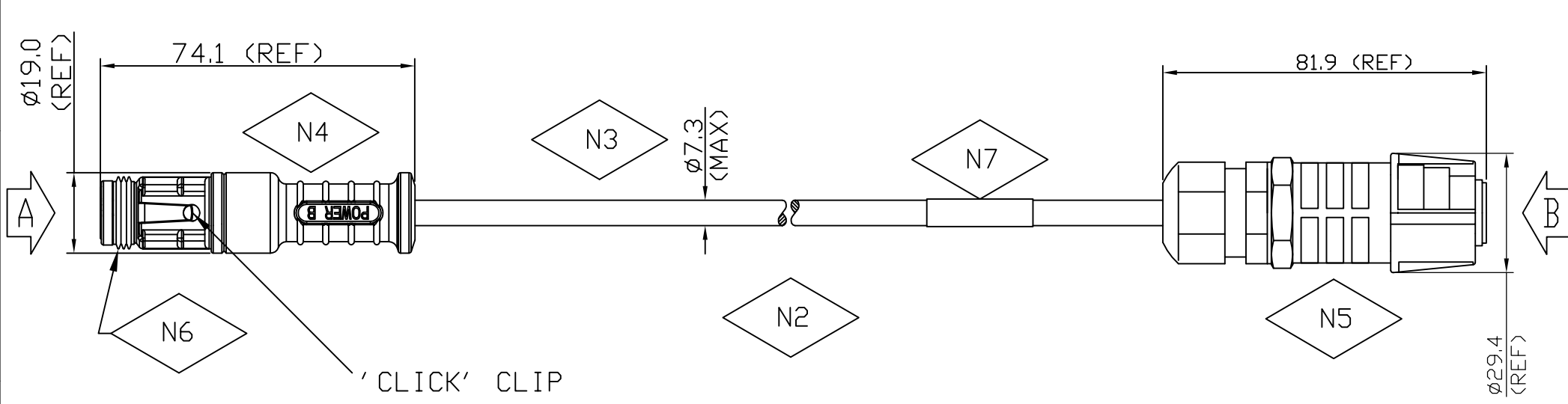
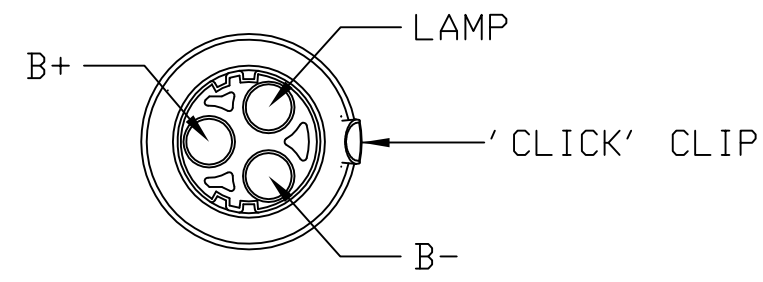


PART No.
364 575 000 2

COMPUTER PRODUCED DRAWING
MUST NOT BE CHANGED MANUALLY



- N 1 SEE CHART 'A' FOR CABLE ASSEMBLY PART NUMBER.
- N 2 CABLE IS SUPPLIED COILED IN A PLASTIC BAG
- N 3 CABLE INSULATION MATERIAL - PVC
WIRE CROSS SECTIONAL AREA - 3 x 1.50mm²
- N 4 CONFORMS TO IP67 (BS EN 60529) WHEN MATED WITH UABS ECU
- N 5 CONFORMS TO IP67 (BS EN 60529) WHEN MATED WITH ABS FRAMATOME
- N 6 SEAL TO BE PROTECTED FROM DAMAGE PRIOR TO ASSEMBLY
- N 7 PART NUMBER IDENTIFICATION



VIEW IN DIRECTION OF ARROW 'A'

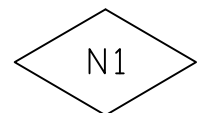
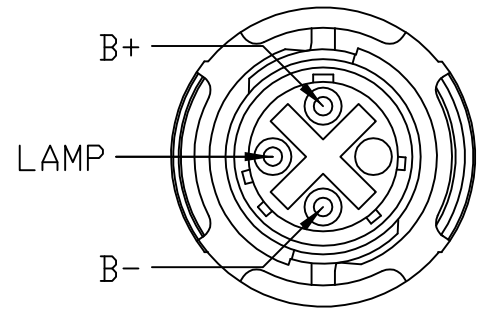


CHART A	
ASSY. No.	LENGTH
364 575 001	0.8m



VIEW IN DIRECTION OF ARROW 'B'

K **M**
T THIS DRAWING/SPECIFICATION USES CLASSIFIED CHARACTERISTIC SYMBOLS DEFINED IN QUALITY PROCEDURE 4.17

1	PR2080_16	MPH	18-09-12				
ISS	CHANGE	CHEC	DATE	ISS	CHANGE	CHEC	DATE

AutoCAD PART
THIS DRAWING/DOCUMENT IS COPYRIGHT AND THE PROPERTY OF HALDEX BRAKE PRODUCTS LIMITED. IT MUST NOT BE COPIED (IN WHOLE OR IN PART) USED FOR MANUFACTURE OR OTHERWISE DISCLOSED WITHOUT PRIOR WRITTEN CONSENT OF THE COMPANY. ANY COPIES OF THIS DRAWING/DOCUMENT MADE BY ANY METHOD MUST ALSO INCLUDE A COPY OF THIS LEGEND. © 2012

NOTE: UNLESS OTHERWISE STATED THE FOLLOWING APPLIES
1 ISO METHOD A ϕ PROJECTION.
2 S.I. UNITS.
3 SURFACE FINISH TO BS 308/BS 1134.
4 DIMS. APPLY AFTER CHEMICAL OR ELECTRO-PLATED FINISH.
5 WELD SYMBOLS TO BS 499.
6 DATUM DIMENSIONS.
7 METRIC THREADS TO BS 3643/DIN 13.
8 UNIFIED THREADS TO BS 1580.

ASSOC SPECS.	BS EN 60529		
MATERIAL		DRAWN M. HOLDER	DATE 18-09-12
HEAT TREATMENT		CHECKED	DATE 21/09/12
FINISH		APPROVED SPECIALIST JPH	DATE 21/09/12
FORM		APPROVED FOR ISSUE JPH	DATE 21/09/12

TITLE
24N ECU
AFTERMARKET
CABLE UABS
SCALE
WAS -
NTS
SHEET 1 OF 1

HALDEX BRAKE PRODUCTS LTD
MOONS MOAT DRIVE,
MOONS MOAT NORTH,
REDDITCH, WORCS.
B98 9HA
Haldex
PART No.
364 575 000 2
A3