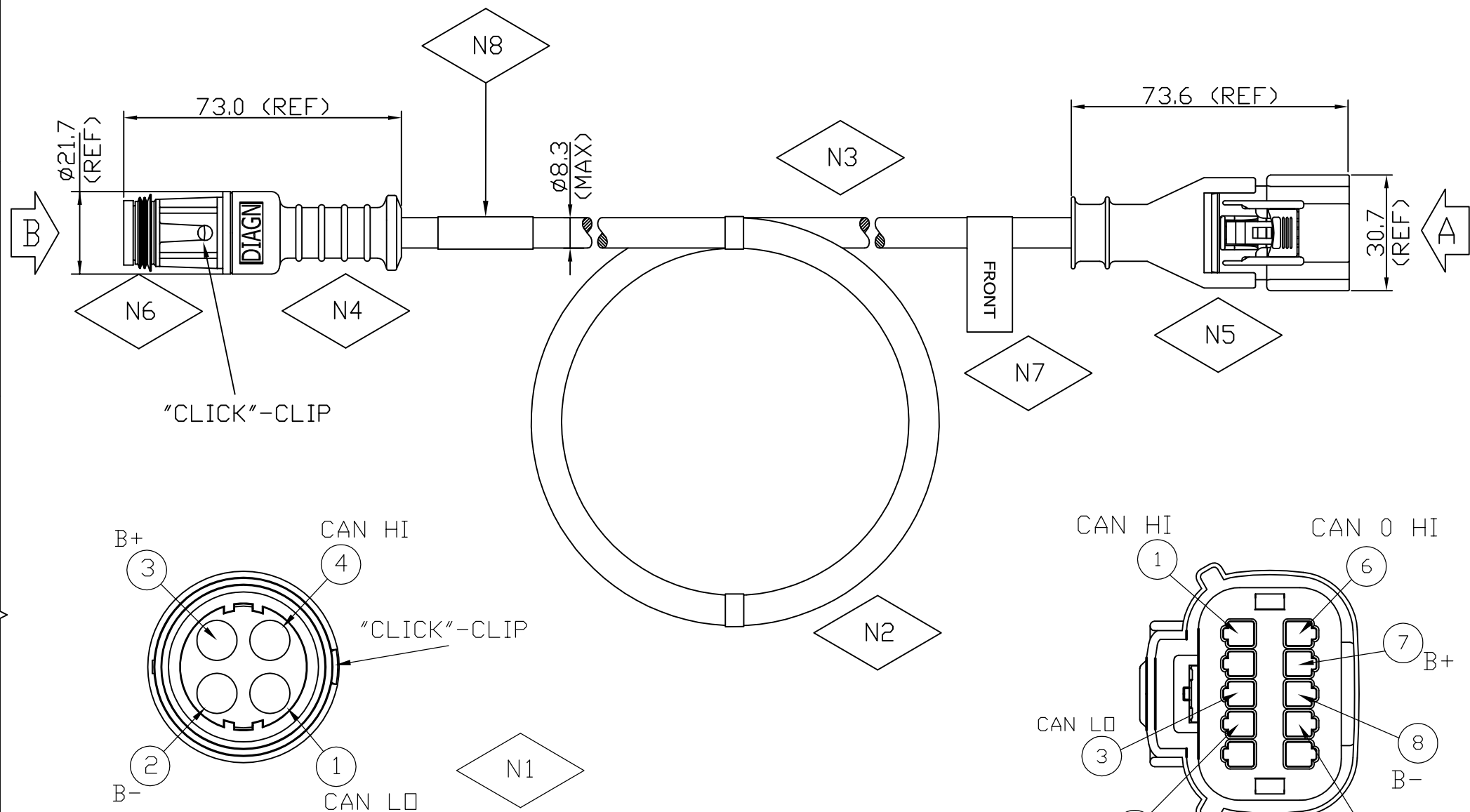


PART No.
814 040 200 2

COMPUTER PRODUCED DRAWING
MUST NOT BE CHANGED MANUALLY



- N 1 SEE CHART A FOR CABLE ASSEMBLY PART NUMBERS.
- N 2 CABLE IS SUPPLIED COILED IN A PLASTIC BAG
- N 3 CABLE INSULATION MATERIAL - PVC
WIRE CROSS SECTIONAL AREA - 0.75mm²
- N 4 CONFORMS TO IP67 (BS EN 60529) WHEN MATED WITH EB+ ECU/Y-SPLITTER
- N 5 CONFORMS TO IP67 (BS EN 60529) WHEN MATED WITH LDL RCU
- N 6 SEAL TO BE PROTECTED FROM DAMAGE PRIOR TO ASSEMBLY
- N 7 LABEL READS: 'TERM FRONT'
LABEL COLOUR: RED
- N 8 PART NUMBER IDENTIFICATION

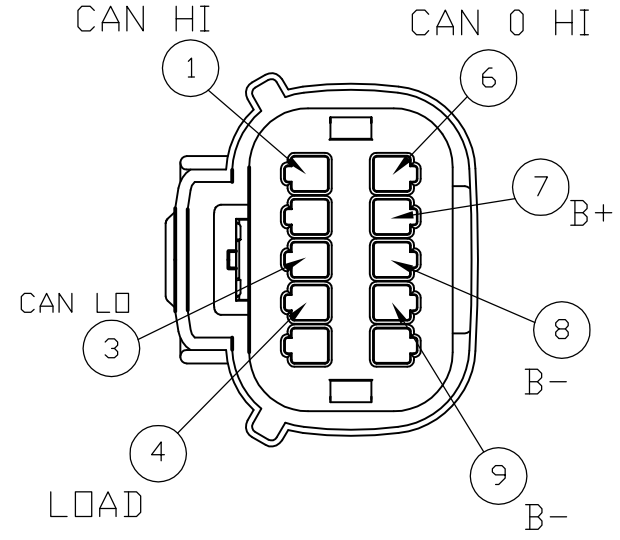
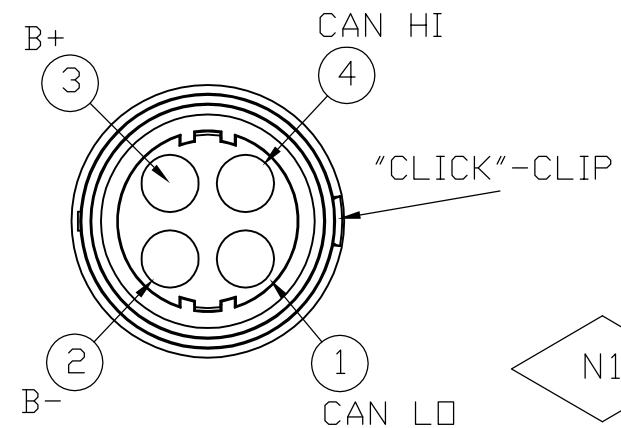


CHART A	
ASSY. No.	CUT LENGTH (MIN)
814 040 201	1.2 m
814 040 211	6 m
814 040 221	10 m

K **M**
T THIS DRAWING/SPECIFICATION USES CLASSIFIED CHARACTERISTIC SYMBOLS DEFINED IN QUALITY PROCEDURE 4.17

1	PR2090	GIL	26/07/11				
ISS	CHANGE	CHEC	DATE	ISS	CHANGE	CHEC	DATE

AutoCAD PART
THIS DRAWING/DOCUMENT IS COPYRIGHT AND THE PROPERTY OF HALDEX BRAKE PRODUCTS LIMITED. IT MUST NOT BE COPIED (IN WHOLE OR IN PART) USED FOR MANUFACTURE OR OTHERWISE DISCLOSED WITHOUT PRIOR WRITTEN CONSENT OF THE COMPANY. ANY COPIES OF THIS DRAWING/DOCUMENT MADE BY ANY METHOD MUST ALSO INCLUDE A COPY OF THIS LEGEND. © 2011

NOTE: UNLESS OTHERWISE STATED THE FOLLOWING APPLIES
1 ISO METHOD A ϕ PROJECTION.
2 S.I. UNITS.
3 SURFACE FINISH TO BS 308/BS 1134.
4 DIMS. APPLY AFTER CHEMICAL OR ELECTRO-PLATED FINISH.
5 WELD SYMBOLS TO BS 499.
6 DATUM DIMENSIONS.
7 METRIC THREADS TO BS 3643/DIN 13.
8 UNIFIED THREADS TO BS 1580.

ASSOC SPECS.	BS EN 60529		
MATERIAL		DRAWN	DATE
HEAT TREATMENT		G LEDINGHAM	01.07.11
FINISH		CHECKED	DATE
FORM		JPH	04/01/12
		APPROVED SPECIALIST	DATE
		JPH	04/01/12
		APPROVED FOR ISSUE	DATE
		JPH	04/01/12

TITLE
4 POLE AUXILIARY TO FEMALE FCI CONNECTOR FRONT RCU-TERMINATED CHART - TPMS
SCALE WAS -
SHEET 1 OF 1

HALDEX BRAKE PRODUCTS LTD
MOONS MOAT DRIVE,
MOONS MOAT NORTH,
REDDITCH, WORCS.
B98 9HA
Haldex
PART No.
814 040 200 2
A3