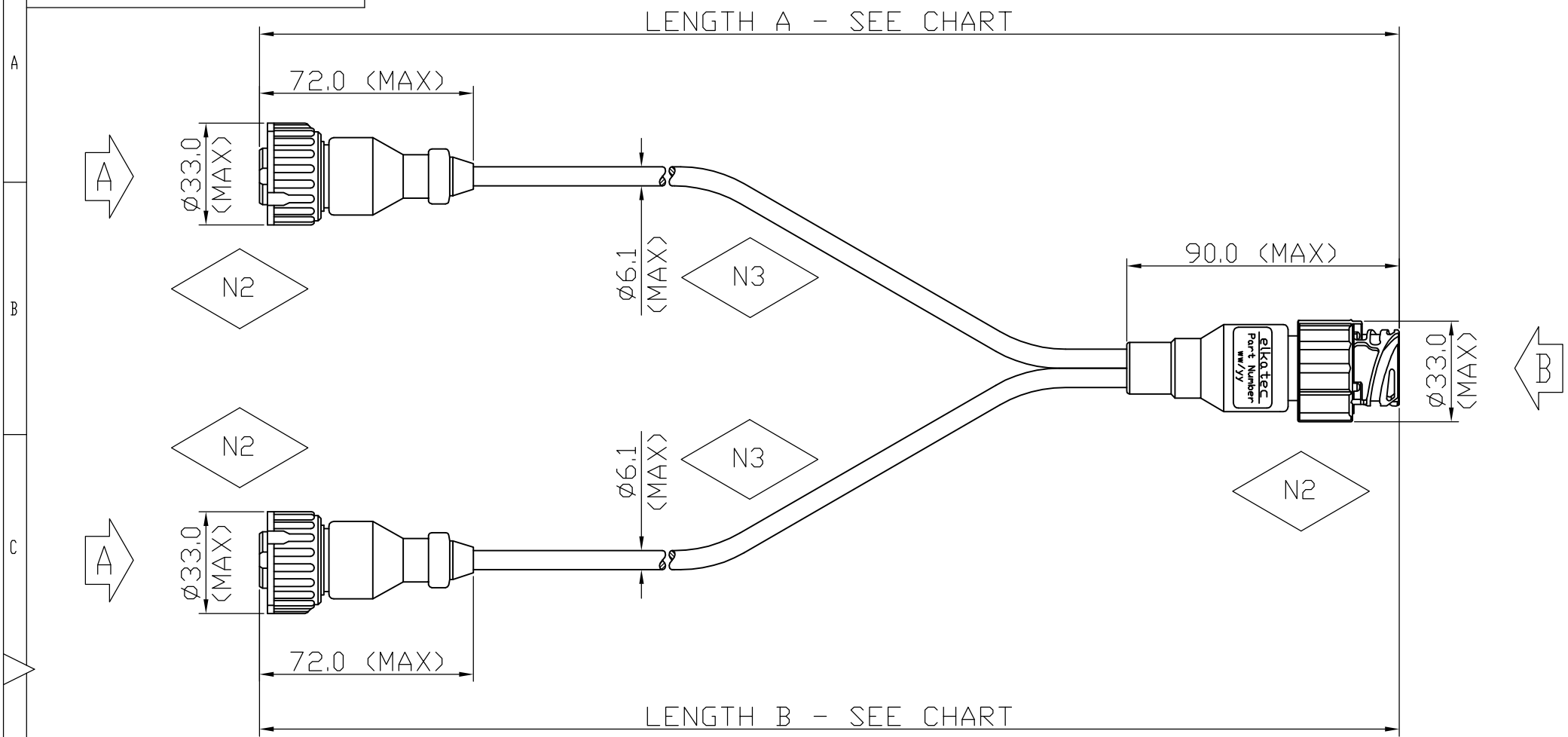
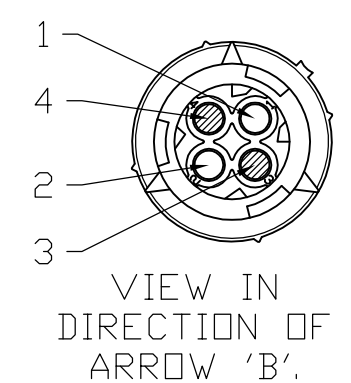
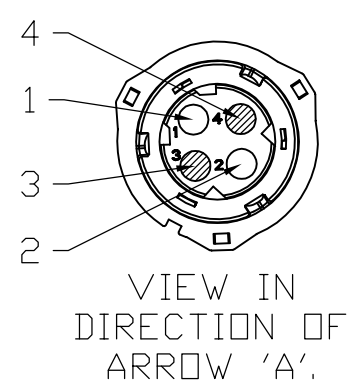


PART No.
814 027 000 2

COMPUTER PRODUCED DRAWING
MUST NOT BE CHANGED MANUALLY



- N 1 SEE CHART FOR CABLE ASSEMBLY PART NUMBER.
- N 2 CONFORMS TO IP67 (BS EN 60529) WHEN MATED WITH APPROPRIATE ISO 15170 (DIN 72585) CONNECTOR.
- N 3 CABLE INSULATION MATERIAL - PVC
- N 4 CONNECTOR PIN OUT:
SOCKET 1 - I/O
SOCKET 2 - GROUND
SOCKET 3 - NOT USED
SOCKET 4 - NOT USED
- N 5 CONNECTOR PIN OUT:
PIN 1 - I/O
PIN 2 - GROUND
PIN 3 - NOT USED
PIN 4 - NOT USED



ASSY. No.	LENGTH A	LENGTH B
814 027 001	0.75m	0.75m

K **T** **M** THIS DRAWING/SPECIFICATION USES CLASSIFIED CHARACTERISTIC SYMBOLS DEFINED IN QUALITY PROCEDURE 4.17

ISS	CHANGE	CHEC	DATE	ISS	CHANGE	CHEC	DATE
2	C6566	MPH	24-10-14				
1	PR2090	MPH	12-09-11				

AutoCAD PART
THIS DRAWING/DOCUMENT IS COPYRIGHT AND THE PROPERTY OF HALDEX BRAKE PRODUCTS LIMITED. IT MUST NOT BE COPIED (IN WHOLE OR IN PART) USED FOR MANUFACTURE OR OTHERWISE DISCLOSED WITHOUT PRIOR WRITTEN CONSENT OF THE COMPANY. ANY COPIES OF THIS DRAWING/DOCUMENT MADE BY ANY METHOD MUST ALSO INCLUDE A COPY OF THIS LEGEND. © 2011

NOTE: UNLESS OTHERWISE STATED THE FOLLOWING APPLIES
1 ISO METHOD A Φ PROJECTION.
2 S.I. UNITS.
3 SURFACE FINISH TO BS 308/BS 1134.
4 DIMS. APPLY AFTER CHEMICAL OR ELECTRO-PLATED FINISH.
5 WELD SYMBOLS TO BS 499.
6 D DATUM DIMENSIONS.
7 METRIC THREADS TO BS 3643/DIN 13.
8 UNIFIED THREADS TO BS 1580.

ASSOC SPECS.			
MATERIAL	DRAWN	M. HOLDER	DATE 12-09-11
HEAT TREATMENT	CHECKED	<i>Calpe</i>	DATE 24/10/14
FINISH	APPROVED SPECIALIST	<i>OP</i>	DATE 24/10/14
FORM	APPROVED FOR ISSUE		DATE 27/10/14

TITLE
ISO 15170 SPLITTER
2x2x2 WAY
SCALE
NTS
WAS -
SHEET 1 OF 1

HALDEX BRAKE PRODUCTS LTD
MIRA TECHNOLOGY PARK,
LINDLEY,
WARKS.
CV13 6DE
HalDEX
PART No.
814 027 000 2
A3